


RO SERIES P3.9 OUTDOOR LED DISPLAY

RO series outdoor LED solutions are perfect for any billboard or large scale LED wall project. These ultra reliable, high brightness, low power consumption modules also feature an IP65 rating and auto brightness adjustment for the ultimate impact in any climate or weather conditions. Hisense LED modules include cable-less internal construction and rear access for ease of maintenance.



Highlights



Quick Installation

Fast locking design enables one-man installation with ultimate safety and pixel protection.



Up to 16Bit Colour Depth

16bit high color depth dramatically improves the linearity of low light gray scale, which can show richer dark field details and clear picture quality.



160° Wide Vision Angle

160 wide viewing angle, even from the side of the large screen, the picture is clear.



EMC Anti-Interference

Complies with international electronic EMC standards. Anti-electromagnetic interference, more stable operation




7.8kg Lightweight Design - 500 x 500 box weight

It takes only 30 seconds to splice two cabinets together, saving labor costs dramatically.



Front & Rear Access

Supports front maintenance. No need to reserve space for maintenance.



Specifications

RO039A

Physical

Pixel Pitch	3.9 mm
Pixel Configuration	SMD copper wire / SMD1921
Module Resolution (W x H)	64 x 128
Module Dimension (W x H)	250 x 500 mm / 9.84 x 19.69 inch
Cabinet Resolution (W x H)	128 x 128 / 128 x 256
Cabinet Dimension (W x H x D)	500 x 500 x 65 mm 19.69 x 19.69 x 2.56 inch 500 x 1,000 x 65 mm 19.69 x 39.37 x 2.56 inch
No. of Modules per Cabinet (W x H)	2 x 1 / 2 x 2
Cabinet Weight	7.8 kg / 17.20 lbs / 13.8 kg / 30.42 lbs
Cabinet Materials	Die-casting Al

Optical

Brightness (Typ.)	4,500 nits (4,000~6,000 nits Customizable)
Contrast Ratio	4,000 : 1 (According to the current Hisense test environment)
Visual Viewing Angle (H x V)	160° x 140°
Bit Depth	14~16 bit Customizable
Color Temperature	6500K ± 500K

Electrical

Max Power Consumption per Cabinet	195 W (500 x 500 mm) 390 W (500 x 1,000 mm)
Avg Power Consumption per Cabinet	58 (500 x 500 mm) 115 (500 x 1,000 mm)
Max Power Consumption per Unit Area	780 W/m ²
Avg Power Consumption per Unit Area	230 W/m ²
Power Supply	100~240 V AC
Refresh Rate	3,840 Hz

Operational

Operating Temp / Humidity	-20~50°C / 10~90% RH
Storage Temp / Humidity	-30~60°C / 10~90% RH
IP Rating	Front IP65 & Rear IP54
Lifetime	100,000 Hrs

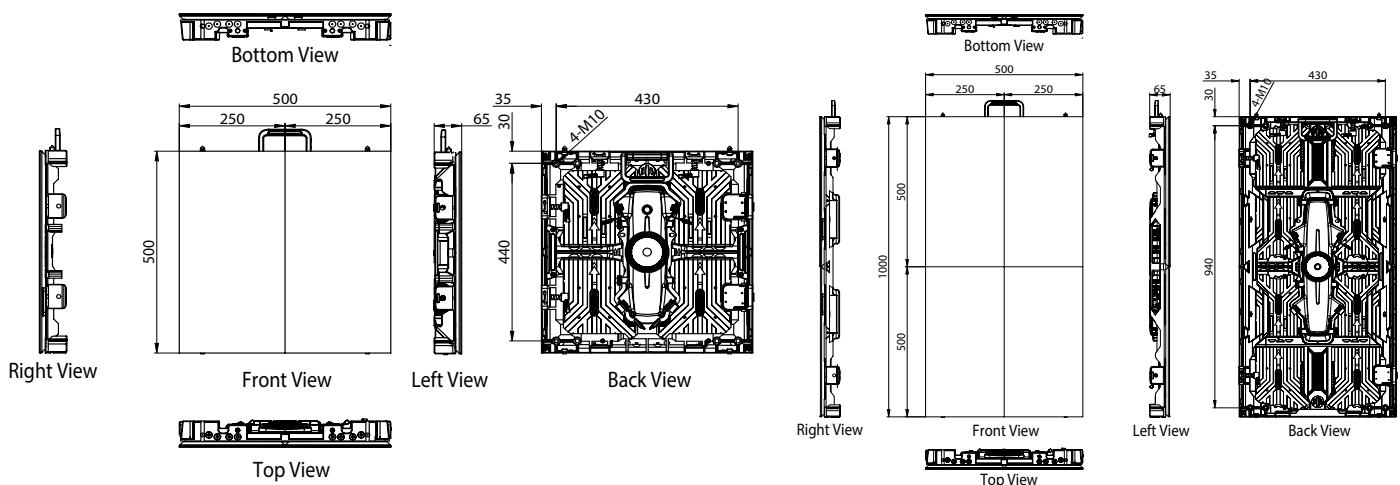
Service

Maintenance	Front & Rear Access
-------------	---------------------

Certification

Standard Certification	CE-EMC / CE-LVD 2014
------------------------	----------------------

Display Dimensions



* Product specifications may vary per region, and specifications are subject to change. This material may include corporate names and trademarks of third parties which are the properties of the third parties respectively.